











opportunities *RJW Vision: To support a positive, welcoming environment for students*



[Click here to see the full Guide to Campus Assurances](#)









6WXGHQW GDWD ZLOO EH WUDFNHG LQ GDWI
EL PRQWKO\ 'DWHU ELRG HX45QK pPFNHDRP5/M





6WXGHQW GDWD ZLOO EH WUDFNHG LQ G
ELQGHUV EL PRQWKO\ 'DWD ZLOO EH VKDUH

JUDGH WR EH XVHG DW WKH HQG RI HDFK XQLW £,W ZLOO EH XVHG IRU SURJUHVV



(Target Element) Math - Percent of students in tested grade levels per Meets or Masters Grade Level as measured by the STAAR standard in Math will increase from
(Target Element) Writing - Percent of students in tested grade level pe above Approaches Grade Level as measured by the STAAR standard in Writing will increase from

72.00% 37.00%




43.00% 34.00%




o

Progress Monitoring Schedule: BOY (August 20 - November 2) MOY (November 5 - February 22) EOY (February 25 - May 31)

(Target Element) Math - Percent of students in tested grade levels performing at Meets or Masters Grade Level as STAAR standard in Math will increase from	72.00%	37.00%						
(Target Element) Writing - Percent of students in tested grade level performing at or above Approaches Grade Level as STAAR standard in Writing will increase from	43.00%	34.00%						

						5 H I O H F W L R Q V) H H G E D F N 1
W K L V W L						
	U G P D W K F O D V V U R R P W R H Q V X U H V X F F H V V	L Q P D W K £				





DFWLYLWLHV WR SURPRWH VWXGHQW XVH RI WKH (QJOLVK \$FDGHPLF ODQJXDJH £DQG





